

# ARMY PUBLIC SCHOOL JORHAT

AY:2023-24



# SUMMER

# HOLIDAY



# HOMEWORK





# ARMY PUBLIC SCHOOL JORHAT

## CLASS:III(2023-24)



**DATE OF SUBMISSION: 17.07.2023**




SUBJECT		
ENGLISH		<input checked="" type="checkbox"/>
HINDI		<input checked="" type="checkbox"/>
MATHEMATICS		<input checked="" type="checkbox"/>
EVS		<input checked="" type="checkbox"/>
COMPUTER		<input checked="" type="checkbox"/>




# English

Andhra Pradesh- A tourist attraction

Write few lines about the famous tourist destination of Andhra Pradesh and highlight the common noun and proper noun in every sentence written.

 \*The common nouns need to be circled and proper nouns underlined. Paste pictures of the tourist destinations\*

 \* Make this project in one fourth size of a chart paper only\*

 \* It needs to be submitted after the summer break\*

# HINDI

PT1 में आनेवाले सभी पाठों को ध्यानपूर्वक पढ़ें।

१. आन्ध्र प्रदेश और असम के राष्ट्रीय उद्यान में पाए जानेवाले किन्हीं ५ जानवरों के बारे में २-२ पंक्तियाँ रंगीन A4 कागज़ पर लिखिए।

२. आन्ध्र प्रदेश और असम के ४ महत्वपूर्ण स्थल, भोजन और हवाई अड्डे के नाम सहित चित्र रंगीन A4 कागज़ पर चिपकाएं।

\*दोनों कार्यों को साथ में जमा करें।\*

# MATHS

1. Revise chapter 1 and chapter 3 thoroughly for PT 1.

2. Learn the multiplication tables from table 1 to table 15 by heart.

3. Collect the required data regarding the states of Assam and Andhra Pradesh. Also represent the information in Roman numerals by pasting matchsticks.

a) Number of National parks in Assam and Andhra Pradesh.

b) Number of districts in Assam and Andhra Pradesh.

c) Number of airports in Assam and Andhra Pradesh.


\*Note\*

1. Do the holiday homework in A4 pages.

2. Properly staple the pages and write your name, class, section, roll no, subject clearly on top.

Example for better understanding, refer to the below picture for representing the roman numbers with matchsticks:





# EVS

(NOTE – Use \*scrap book\* for doing holiday homework and revise all the chapters done till date.)

Choose any 3 topics from the below mentioned points and do as directed ....

1. Collect different types of leaves having different colors, shapes or sizes. Paste these in your scrap book and write their name and leaf type (any 10 leaves) . Example


🍁 Maple leaf...yellow orange

2. Make \*one\* beautiful pattern using dried leaves of different shapes or sizes .Example...shape of any animal, bird or pattern etc.

3. Collect feathers of different birds and paste it in your scrap book. ( one page only having almost 5 feathers )

4. Make beautiful art using pulses( dals), spices( like cloves, pepper etc) or any food item which could be used)

Example:



# COMPUTER

COMPUTER:

(ANY ONE)

1 Install tux paint and make the following shapes and put colors in it.

- CYLINDER

•SPHERE

Or

MAKE A CHART ON ARTIFICIAL INTELLIGENCE.



# Thank You